



## HIGH PERFORMANCE CLEANING

### Wash Box

Benetech's Wash Box is designed to provide cleaning efficiency by washing and cleaning carry-back material from the conveyor belt.

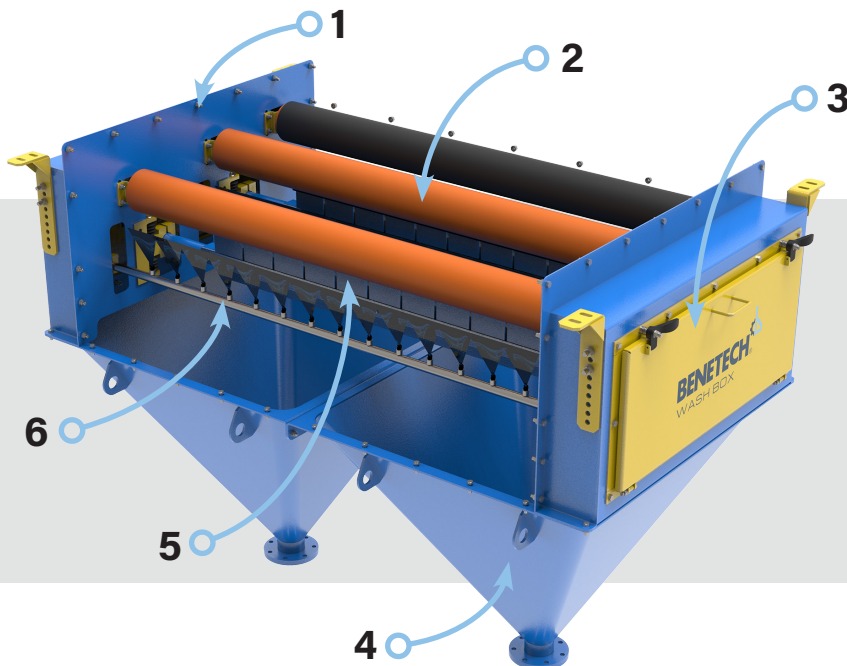
As soon as the equipment enters the cleaning system, the belt passes through the spray nozzles to moisten all residual material.

Internal secondary cleaners remove excess material and discharge waste through the funnel drainage basins. Rollers remove excess water and help dry the belt before exiting the wash box.



#### FEATURES & BENEFITS

- Stainless steel construction
- Utilizes high-pressure spray nozzles for removing waste
- Internal rollers remove excess water and help dry the belt



#### WASH BOX COMPONENTS

1	Enclosed Stainless Steel Piping with Maintenance Valve and Filter
2	Stabilizing Rollers
3	Dust-Tight Inspection Doors
4	Discharge Basin
5	Secondary Cleaners & Tensioners
6	Spray Nozzle Bars

